



# Conceptual framework in Politics and Economic Sustainability [PES] Research

**Scientific and Technical Advisory Council (STAC), of the Special Journals Publisher (SJP)**

\*\*\*\*\*

**Citation:**

Scientific and Technical Advisory Council (STAC) of the Special Journals Publisher (SJP): Conceptual framework in Politics and Economic Sustainability, Special Journal of Politics and Economic Sustainability, [SJ-PES], 2020; 1 (1):1-18

**Correspondence:** [editorialoffice@spparenet.org](mailto:editorialoffice@spparenet.org)

\*\*\*\*\*

**Background**

A concept is an idea notion, thoughts, perception or impression about something or anything. It may be about a question, problem, challenge, strength, success or more. A framework is an outline, agenda or background of anything (1). So, the concept or framework of Politics and Economic Sustainability research may be seen as the

idea notion, thoughts, perception or impression of a research or investigation whereas the framework of the Politics and Economic Sustainability research is the outline, agenda or background of the research. (2)

Therefore, the conceptual framework of Politics and Economic Sustainability research is the outline or agenda of the

This open access publication is Licensed under a creative common’s attribution 4.0 international License

researcher's idea, notions, perception and the research or investigation (3). In other words, conceptual framework may be seen as the entire, reasonable direction and associations of research ideas that forms the fundamental intellectual, structures, plans and practices and implementation of selected whole Politics and Economic Sustainability research project. The conceptual framework defines the complete package made of the Politics and Economic Sustainability researcher's thoughts channeled towards the identification and mastery of the research: topic, problem, questions, literature, theories, methodology, the methods, procedures and instruments, the data analysis and interpretation of findings, recommendations and conclusions (4).

According to Miles and Huberman (5) a conceptual framework or concept map pulls together, and make visible, what Politics and Economic Sustainability researchers' implicit theory is, or clarifies an existing theory. This can allow the researcher to see the implications of the theory, its limitations, and its relevance for the Politics and Economic Sustainability study. Again, it helps to develop theory and like memos, concept maps are a way of "thinking on paper"; they can help the researcher see unexpected connections, or to identify holes or contradictions in the researchers' theory and find ways to resolve these. of Politics and Economic Sustainability concept maps usually require substantial reworking to get them to the point where they are most helpful (6)

### **Concept map development**

To develop a Politics and Economic Sustainability concept map, a set of concepts to work with is needed knowing that it is all about trying to represent already existent

theory already available about the phenomena being studied, not primarily to invent a new theory (7). On the other hand, Politics and Economic Sustainability topic key words probably represent important concepts in theory of research being implemented (8). Some of these Politics and Economic Sustainability concepts can be pulled directly from things already written about a research topic under investigation. These may serve as a way of broadening the scope and spectrum of coverage of Politics and Economic Sustainability research area

Existent Politics and Economic Sustainability topic may be used as an example in which already written topic may be used as a template to map out the theory that is implicit (or explicit) in this topic. One key Politics and Economic Sustainability concept, idea, or term may be taken and an effort made to brainstorm on all of the topics themes and subthemes that might be related to this (9). Thereafter, efforts are made to scale down, the topics and only those that seem most directly relevant to a study under investigation may be studied.

The selected topic is placed under scrutiny by asking someone to review the topic under investigation to help point out areas of bias about the topic. Politics and Economic Sustainability concepts are not to be ignored based on personal experience rather than the literature as these can be central to a conceptual framework. Strauss (10) and Miles and Huberman (5) provided additional advice on how to develop concept maps for a Politics and Economic Sustainability study. Once some Politics and Economic Sustainability concepts are generated to work with, how these are related and what connections exist among them must also be found.

## Rational

It is true that many publishers and authors have the right to present their research report in one way or the other, one thing stands out that in all researches a generally good Politics and Economic Sustainability paper include the one that has a very clear concept map making it clear for readers to locate the point of argument and what authors have achieved or tried to achieve in the paper. The significance of conceptual map or framework cannot be over emphasized and this applies to all disciplines or events for which reliable answers are needed for critical questions. In this Politics and Economic Sustainability study efforts were made to review in retrospect activities and updates taking place in the research world over the past 3 decades with the ultimate goal of showing the significance of conceptual framework in Politics and Economic Sustainability research

## Materials and Methods

In this retrospective cross-sectional study, we downloaded and perused 486 published full-length original papers, published addendum, corrections, editorials, abstracts of meetings, conference proceedings, and review article, on the general concept of development and sustainability. This searching and corresponding download of relevant papers were made from globally recognized research-based data repository that included but not limited to the Web of Science (WoS) (11) core collection database on the nineteenth of July 2020 at about 10.25 GMT+2). The database of PubMed, Research gate and Google scholars were perused to be sure no new documents relevant and necessary for this study were missed out. However, the web of science formed the major and reference database for this study because our software was more compatible to recovered data

encoded in the web of science database while other databases consulted served to provide other relevant articles, we considered imported but probably missing in the web of science.

## Boolean topic search approach

The Boolean topic search approach (12) used included “(development \* AND sustainability\$) OR (Sustainability of \* AND development\$) to encompass all relevant and available documents (13) on the subject of development and sustainability between 1990 and 2019. At the time of this study, we judged that the Web of Science Core Collection database had enough use friendly and accessible academic research database relatively covering enough journals, books, conferences as well as millions records from clarivate.libguides.com (references). To ensure the inclusion of abbreviated or shortened words, the wildcard \* and \$ were added to the end of the search algorithms. Thereafter, all document that meet the eligible criteria of sustainable development were retrieved and exported into BibTex file format and the authors, titles, abstracts mined in PDF file format.

## Data analysis

All the bibliometric variables were retrieved filtered and normalized for quality control. The results were analysed in bibliophagy plug in package of 3.5.1 version of R-studio software, while the codes and commands were adopted from <https://www.bibliometrics.org> to evaluate the bibliometrics indices. Tables and graph were made in Microsoft excel 16 version and network maps were visualized in 1,6 Vox-viewer software


## Results

This open access publication is Licensed under a creative common's attribution 4.0 international License

In this study, 409 papers written by 1425 authors over a period of three decades were recovered, perused and analyzed as shown in table 1. Ninety-nine (99) documents were written by 96 authors while 1329 authors wrote 1230, multi-author documents giving 3.62 collaborative index. Authors and co-authors per documents indexes were 3.48 and 3.62 respectively. Two hundred and eighteen (218) documents were full length articles. Twenty-nine book chapters and 10 proceedings papers were originally presented as articles. Fifty-two (52) proceedings papers, 56 reviews, three of them were originally presented as journal articles while 18 were editorial materials and 18 articles were Editorial documents respectively.

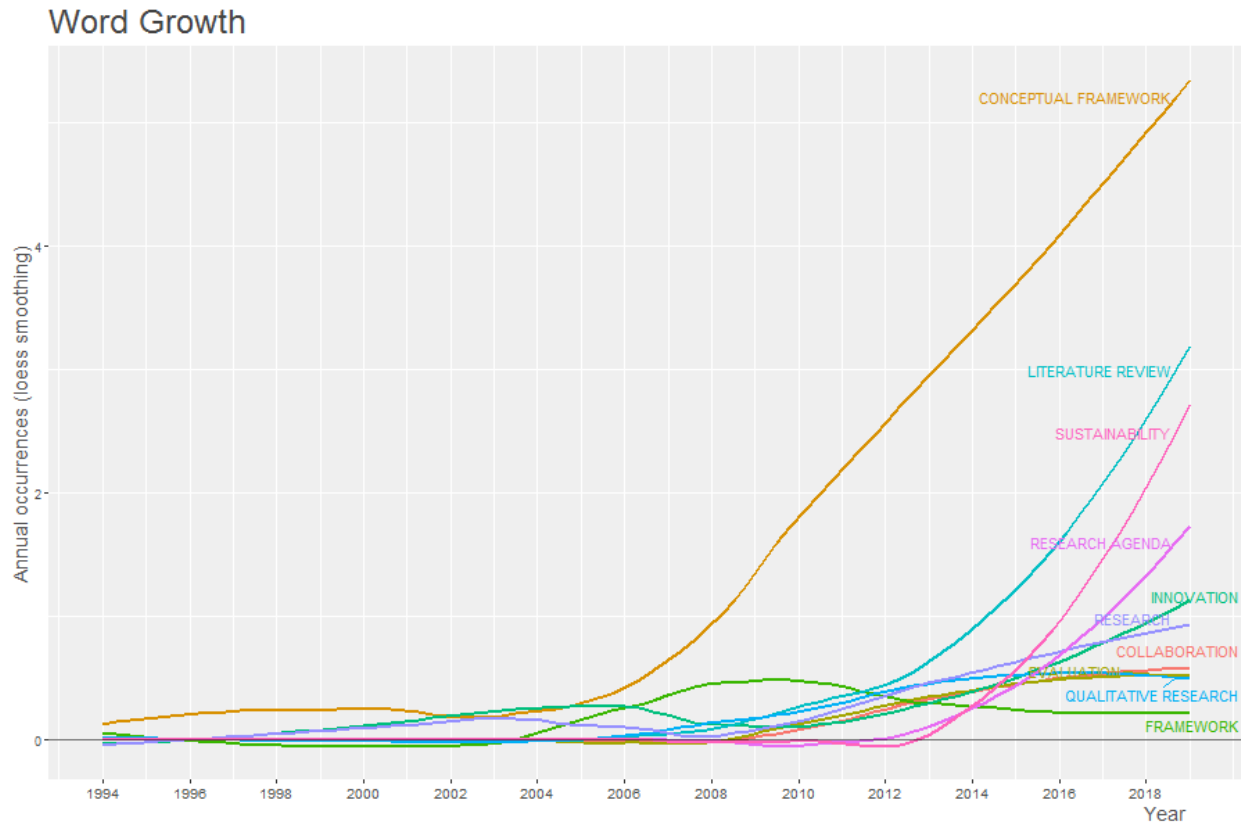
Description	Results
Documents	409
Sources (Journals, Books, etc.)	344
Keywords Plus (ID)	1288
Author's Keywords (DE)	1027
Period	1991 - 2019
Average citations per documents	34.27

Authors	1425
Author Appearances	1482
Authors of single-authored documents	96
Authors of multi-authored documents	1329
Single-authored documents	99
Documents per Author	0.287
Authors per Document	3.48
Co-Authors per Documents	3.62
Collaboration Index	4.29
Document types	
ARTICLE	218
ARTICLE; BOOK CHAPTER	29
ARTICLE; PROCEEDINGS PAPER	10
BOOK	1
BOOK REVIEW	3
CORRECTION	2
EDITORIAL MATERIAL	18
MEETING ABSTRACT	17
NOTE	3
PROCEEDINGS PAPER	52
REVIEW	56



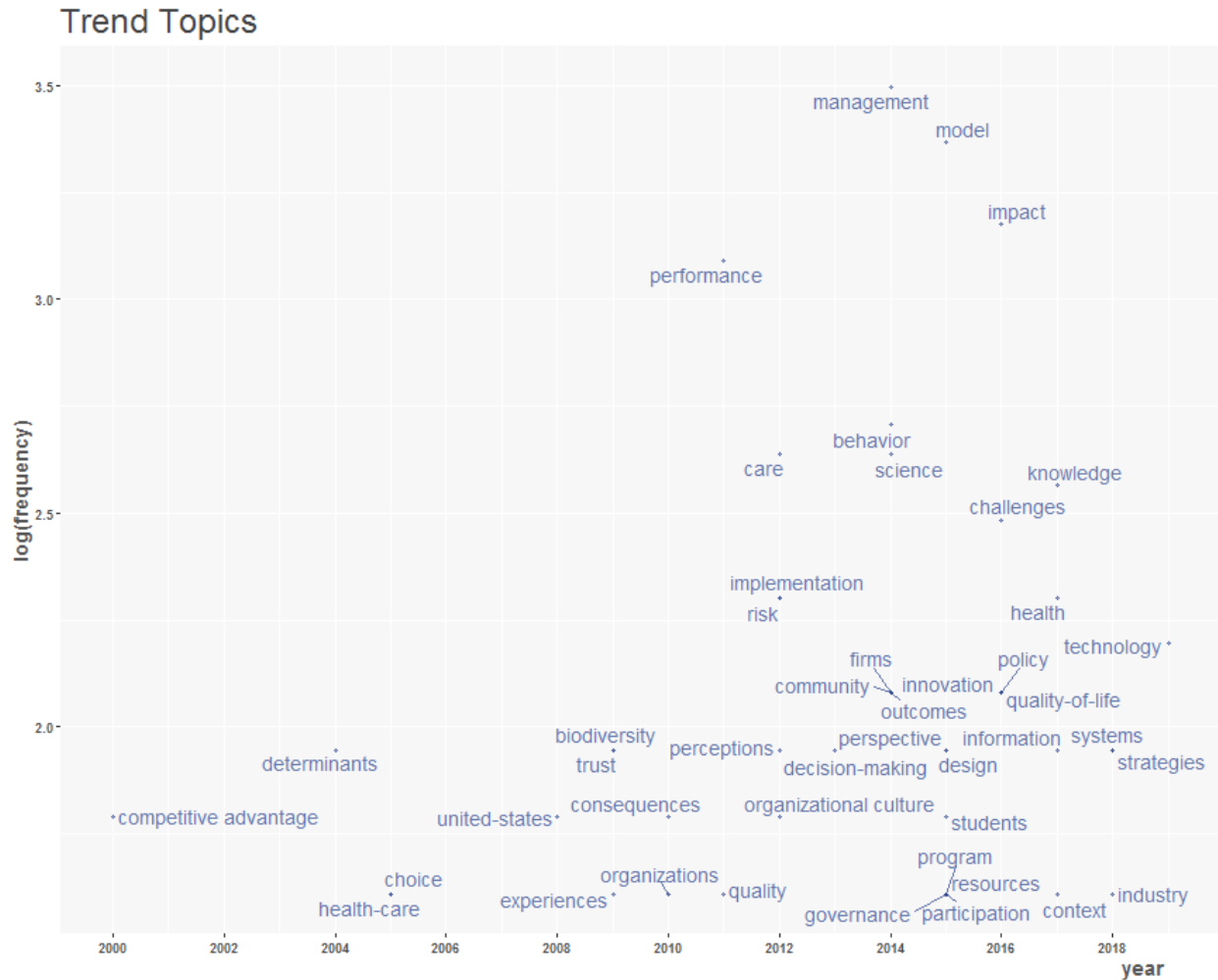
**Figure: 1: Word tree map with conceptual framework in Politics and Economic Sustainability research**

From the figure1, **conceptual framework** received the biggest category allotment followed by research agenda, health, nursing, case study, and determination. **Literature review** was the next biggest category allotment and the associated variables included research, decision making, framework, bibliometrics and competitive advantage. The next category is **innovation** and associated variables included, sustainability, prevention, creativity, clinical research and electronic health records. The next category was **qualitative research** and the corresponding variables included evaluation, Africa, knowledge management, women, data privacy and communication. **Collaboration** and **quality of life** had equal category size allotment with variables of collaboration including: primary care, systematic review, critical appraisal, knowledge, action research, and epistemology whereas experiential learning, Asia, comorbidity, leadership and data repositories as the associated variables. **Risk** is the next category and associated variables included cooperate social responsibility, outcomes, higher education, China and ecosystems respectively



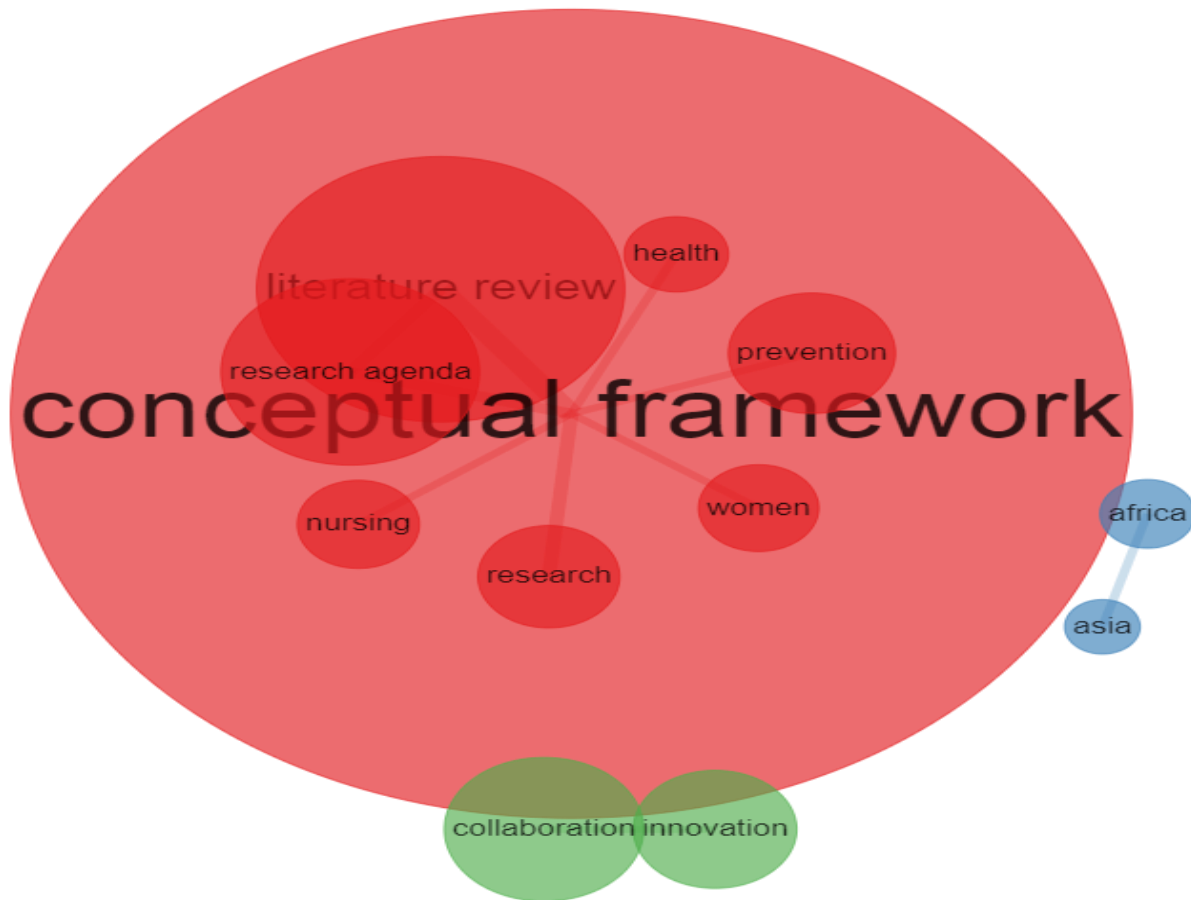
**Figure 2: Word growth trend with conceptual framework in Politics and Economic Sustainability research**

Figure 2: The word growth graph shows word usage in the studied period as relates to conceptual framework and research. While frequency of words used remained relatively stable from 1994 to 2004, the use of conceptual framework experienced a hype as seen in a steep rise from 2008 till 2018. All other words used remained relatively stable and low in occurrence from 2004 till 2014, thereafter literature review, sustainability, research agenda and innovation as shown in the fig above.



**Figure 3: Topic trend with conceptual framework in Politics and Economic Sustainability research**

Figure 3: The trend of topics used in research involving conceptual framework are shown in the above figure. The use of words in research experienced the greatest 4-fold logarithmic growth between 2014 and 2018 with governance, participation, and context being at the base of the topic trend while management, model and impact were on top of the topic trend. Terminologies that saw a two-fold rise included information, systems, outcomes, policy, innovations, community, firms among others. Between 2008 and 2010, biodiversity, consequences’, experiences, United states, experienced less than 2-fold log rise in occurrence.



**Figure 4. Co-occurrence of author keywords network in Politics and Economic Sustainability research**

Conceptual framework cooccurred with literature review, research agenda, prevention, research, nursing, women, and heath. Among the conceptual framework variables, literature review had the strongest relationship with research while nursing, prevention, women, heath, and research agenda had similar relationship with literature review.





**Figure 5: Multiple comparison Analysis of the Conceptual structure map in in Politics and Economic Sustainability research**

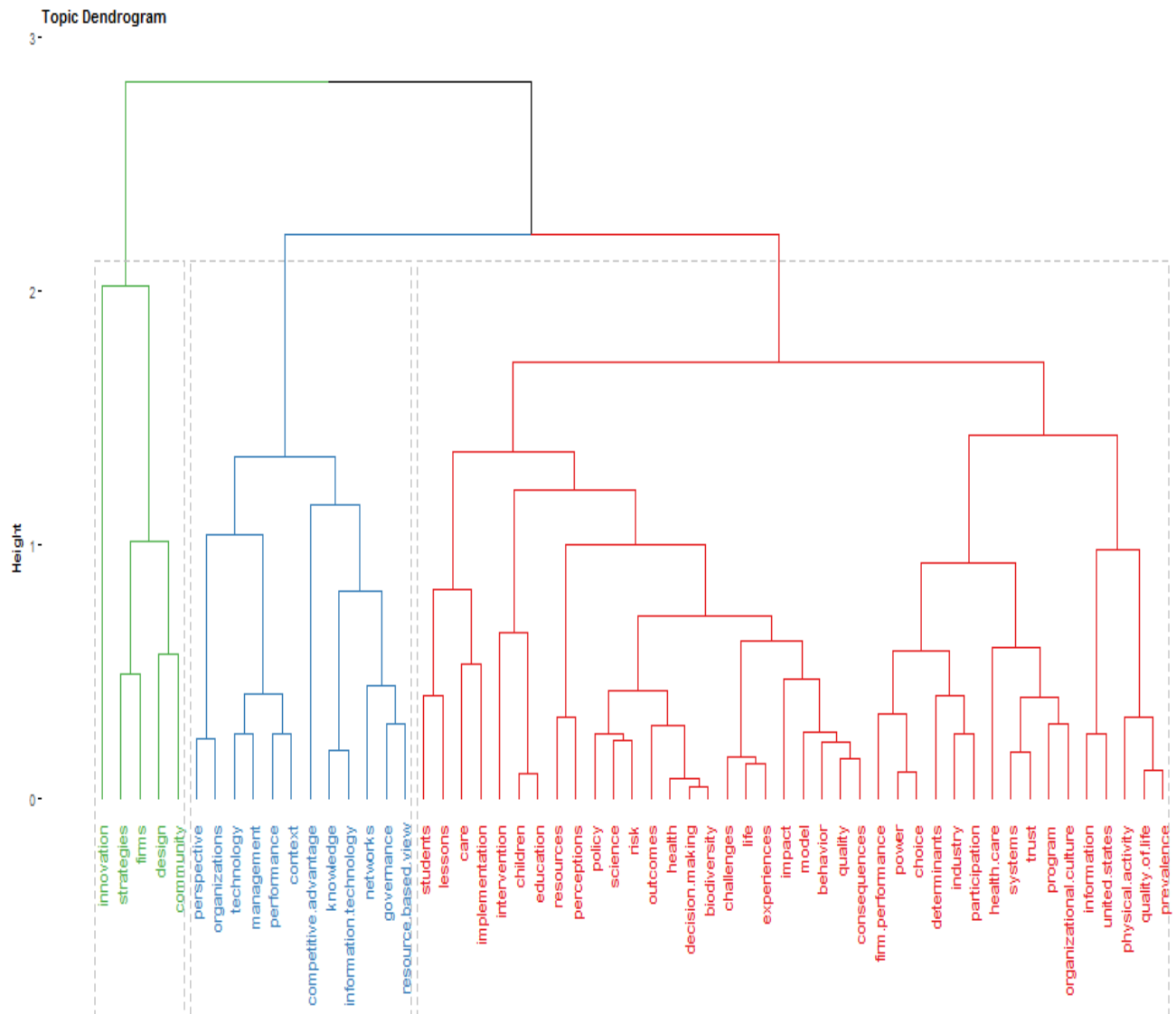
In the figure 5 above, there are 3 main clusters, the blue, green and red clusters.

The green cluster located in the North-East quadrant of the multiple comparison analysis of the conceptual structure map MCA/CSM which represents positive conceptual framework that is strongly related to the associated variables such as: performance, competitive advantage, governance, perspective, context, management, and information technology, all clustered in a distance considered most discriminatory to the conceptual framework and research.

To further interpret the observed category and variable relationship nested within the north east quadrant, the distance from the central category to the variables depicts strength of relationships with the closest having a stronger relationship than the distant variables. Therefore, in the green words cluster: conceptual frame work map is strongly related to knowledge and weakly related to resource-based view, networks, organizations, and technology

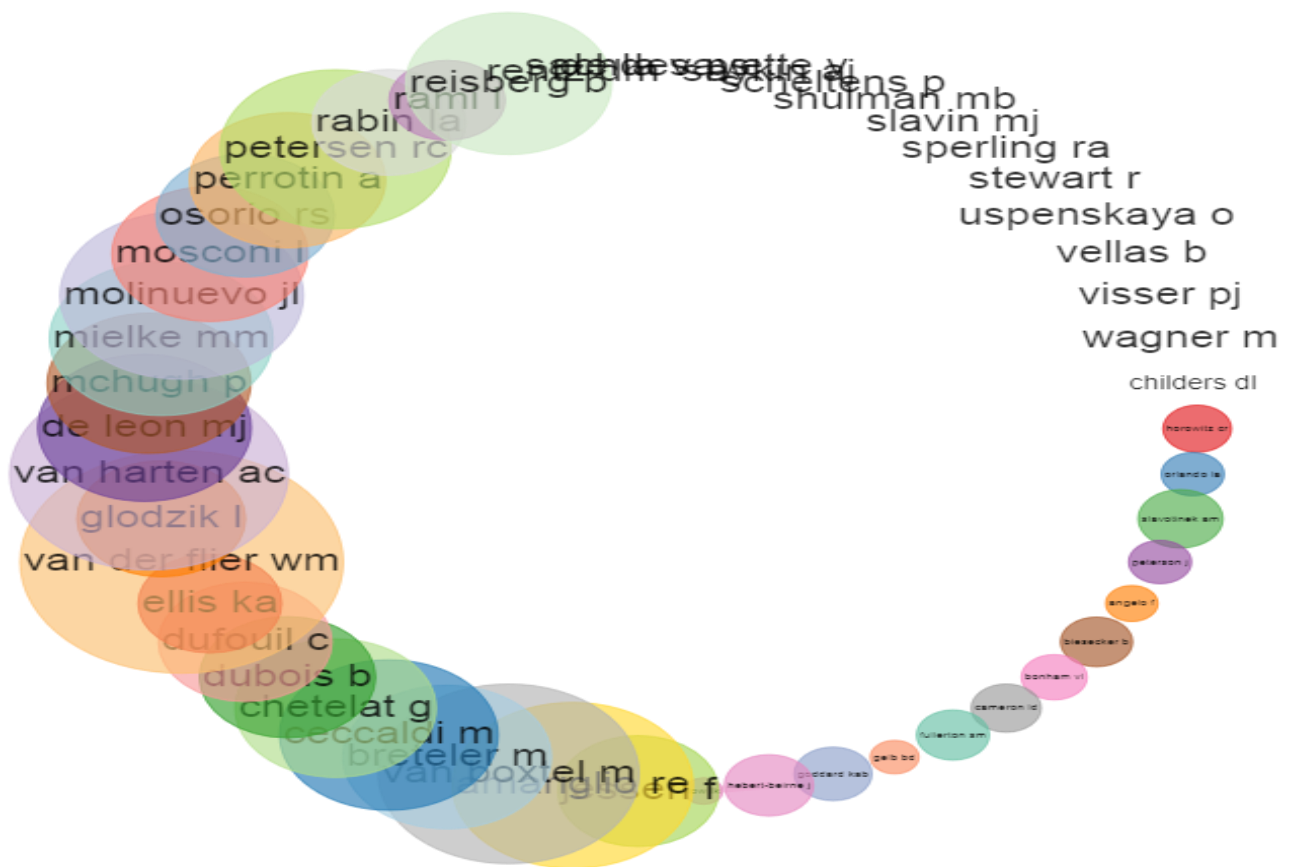
The green cluster in the south eastern quadrant depicts presence of inclusion and diversity weekly related to perspective, identity, business, construction, and firm performance.

Finally, the red cluster lies between the south west and the north west quadrant depicting no inclusion and diversity and the associated variables are relatively normally (neither strong or weak) associated the listed variables. However, within the red cluster, nested within the south west and north west quadrant: faculty, women, medicine, care, cultural competence, improving diversity, African Americans, climate, workplace and leadership are all distantly discriminated against inclusion and diversity compared to closely related experience education, science, gay, discrimination, schools, minority in figure 5



**Figure 6: Topic dendrogram with conceptual framework in Politics and Economic Sustainability research**

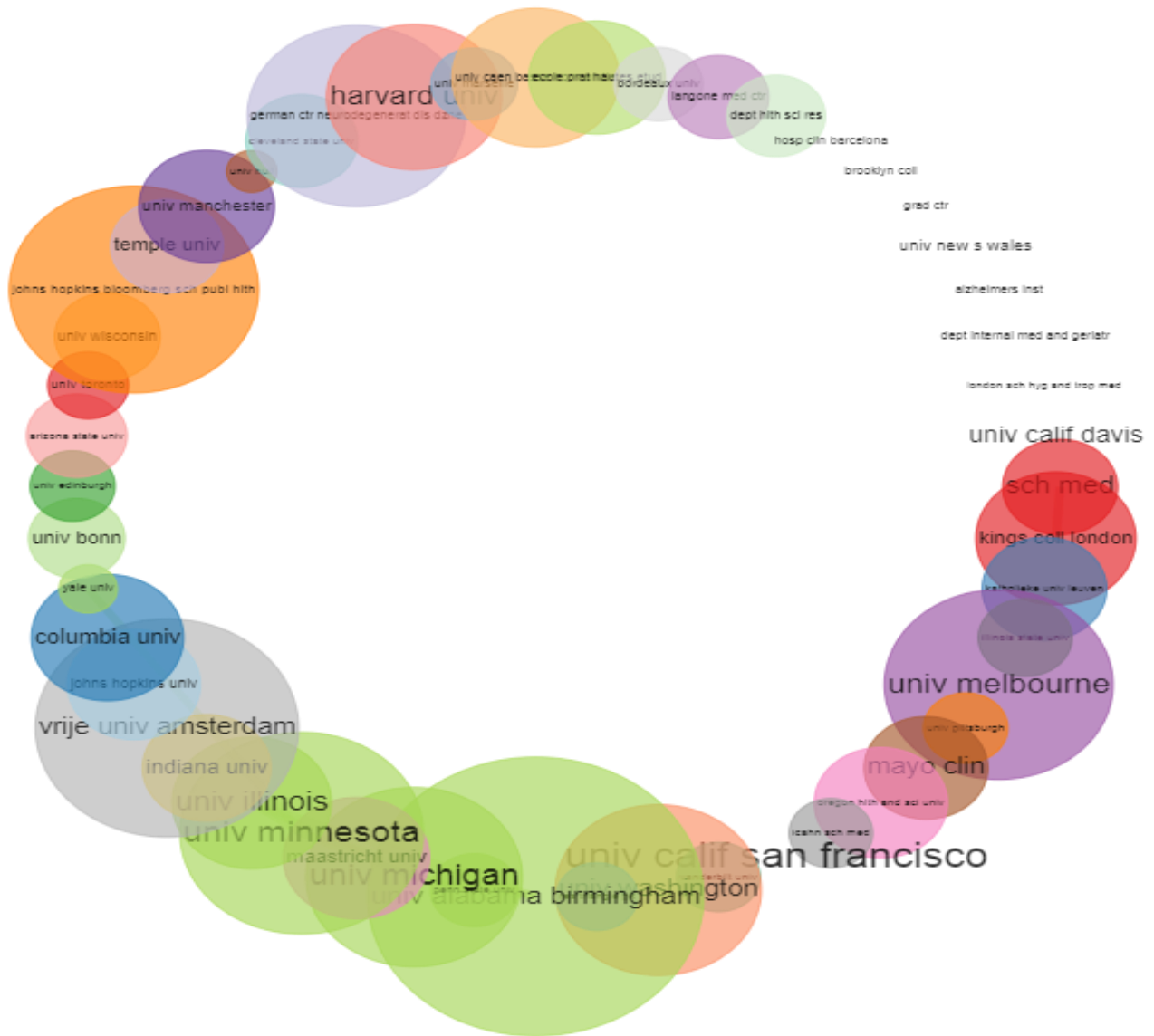
From the figure 6 of topic dendrogram above, community and design are related to each other while strategies and firms are related to each other. However, community/design is different from strategies/ firms. Information technology and knowledge are similar but not similar to complete advantage. Context and performance are similar bit different from management and technology. On the other hand, risk and sciences are similar, but different from policy. Consequences and quality are similar but different from behavior. Organizational culture and program are similar but different from trust and systems Experience is similar to life but different from challenges.



**Fig 7: Author collaboration network in Politics and Economic Sustainability research**

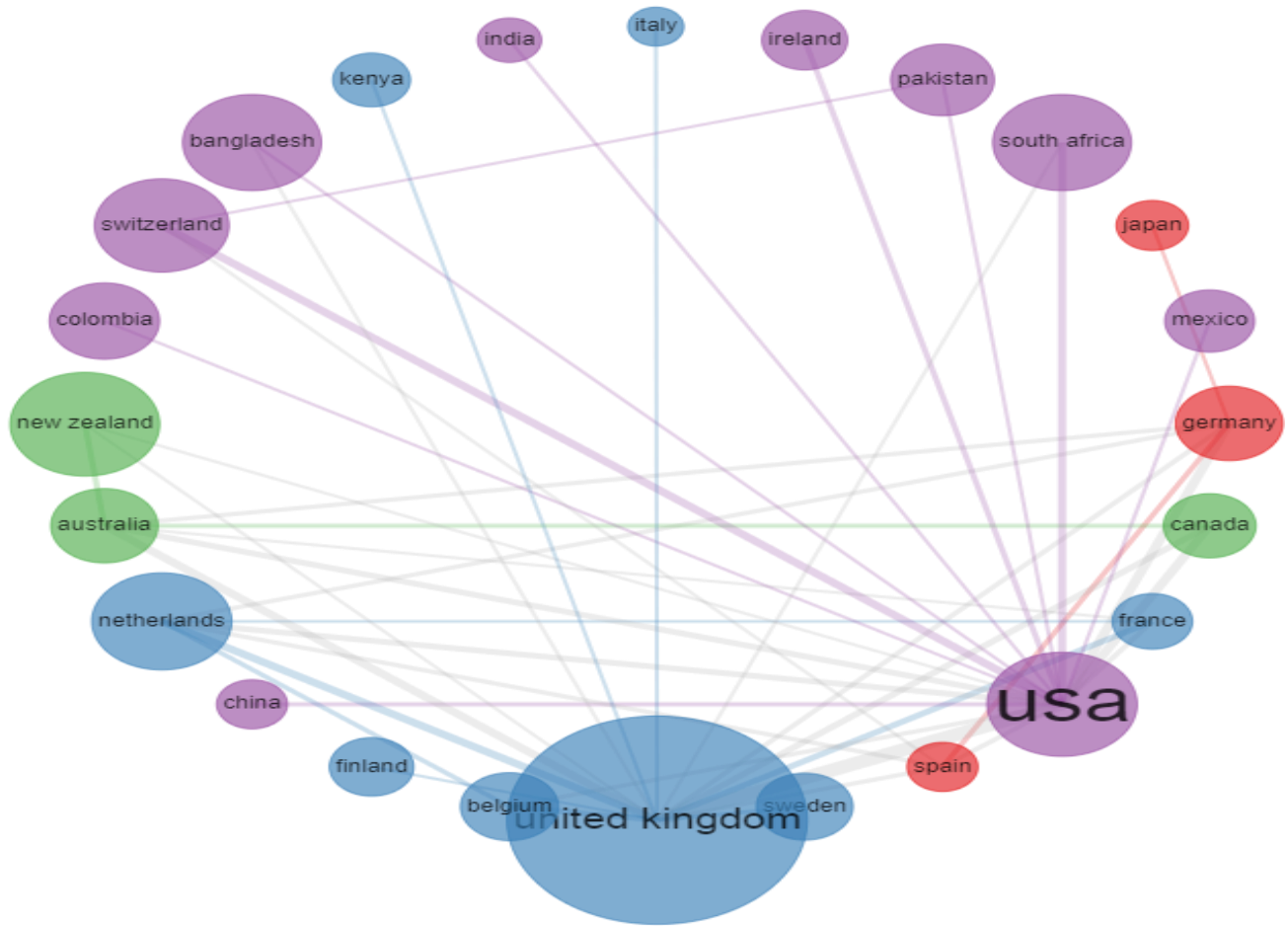
The bubbles represent authors, the size of the bubbles represent the magnitude or number of publications. Line between authors represent coauthorship links, line between two authors or bubbles shows that those authors have coauthored one or more articles, authors that have coauthored articles tend to be located close to each other. Colors indicates clusters of authors that

are connected by coauthorship. The figure above shows there were relatively no collaboration but the bubbles overlap may indicate coauthorship connection between authors. Authors on the left of the figure relatively low number of articles with no collaboration and no coauthorship.



**Fig 8: Institutional collaboration network in Politics and Economic Sustainability research**

The figure above shows there were relatively no Institutional collaboration that is outside a given location since there is no line linkage. However, bubbles overlap shows size overlap and may not indicate any consortia of collaboration.



**Figure 9, Country collaboration network in Politics and Economic Sustainability research**

The figure above shows there were collaboration between countries. United Kingdom collaborated more with other counties followed by USA. Other counties were all connected to either USA or UK but rarely to each other. Three main clusters can be seen the blue, purple and red. United Kingdom, worked more with Netherlands, and France, then followed by Kenya and Italy, and by Belgium, Sweden, and Finland. USA worked more with Switzerland, Ireland and South Africa followed by Bangladesh, Pakistan, Columbia Mexico, India and China. The red cluster is between Germany Japan and Spain. And the green cluster is between New Zealand Australia and Canada

**Discussion**

Political decisions affect the life style of the people as well as Economic decisions (14). Politics and Economics are dependent on

each other and can be seen as two sides of the coin in relation to national development (15). For a political decision to be implemented and effectively, it needs sound economy and for any good econOmy to be sustainable it

This open access publication is Licensed under a creative common’s attribution 4.0 international License

needs good political atmosphere (16). A good economy and good political atmosphere impact the health status of the people because when the economy is good, resources are made available good health services delivery (17). This is what makes the difference between developing and developed economies with good resources made available for health research issues (18). With good research deeper questions are asked and deeper answers are obtained that will advance the capabilities of the researcher to provide solution to health challenges (19).

### Elements of concept map

Politics and Economic Sustainability conceptual map (20) has 4 unique elements, namely: concept, lines/arrows, linking words, and proposals. A concept is that word that is used to identify facts, processes, objects or situations that share the same characteristics, and differentiate them from those that are different from them (21). Lines and arrows are used, within a conceptual map, to represent the connection between one concept and another (22). Linking words are short descriptions that are located between one concept and another, next to the lines that connect them, with which the way in which concepts are related. Politics and Economic Sustainability concept maps are time schemes containing preselection, presentation of information in segments which are later integrated. Politics and Economic Sustainability concept maps answers questions which helps build knowledge (23). When new knowledge is gained, stakeholders appreciate elaborate approaches to things and strive to implement it, leading to negotiation of meaning and self esteem

There are so many ideas that comes in and goes out in researchers mind but it should be noted that not all these ideas are researchable.

This open access publication is Licensed under a creative common's attribution 4.0 international License

The decision on which thoughts or idea should be studied are based on many premises but the most outstanding are challenges to: advancement, wellbeing, existence, supremacy and more. Advancement is a broad term that may include but not limited to knowledge, technology, economy, and many other interests. Wellbeing covers health, social, economic and environmental. Existence challenge deals with survival from extinction while supremacy challenge deals with fame, power, respect and more. Care and caution are needed when sieving through information to know what to study or investigate to confirm a concept.

### Information quality for concept map development

Quality of information considered when designing a good concept include, relevance, faithful representation, Neutral, comparable, verifiable, concise, timely, Relevant ideas keeps the research in focus to the objective and prevent frivolities and waste of resources and increase the feasibility of the study. Correct representation gives the true picture of the idea in real terms with no fabrication, falsification or extrapolation. Neutral idea is not swayed to the left or right and mostly remain in the center but subsequently impacts both left, right and center. Nature and quality of ideas are defined by its comparable, verifiable, concise and timely characteristics. These are the basis for which a good concept map or framework is made.

Figure 1, shows word tree map of certain terminologies used to show relevance of this study to Politics and Economic Sustainability research. Such terminologies include but not limited to: health, health equity, drug abuse treatment, qualitative research, primary care, action research, collaboration, quality of life, Africa and Asia, China and others. These are

terms that can come to mind when conceptualizing a research study in Politics and Economic Sustainability. In Figure 2, management, model and impact were on top of the most trending topics. Many of the Politics and Economic Sustainability research are tested on experimental models, and the outcome of the experiments definitely has impacts on disease management in the long or short term.

In decreasing order of magnitude, conceptual framework cooccurred with literature review, research agenda, prevention, research, and more fig 4. In Politics and Economic Sustainability research, the first step is to conceptualize the research, look for literature to determine its relevance in the research world stage, develop an agenda of the research and implement the research in such as a way as to achieve the ultimate goal of disease prevention. Among the conceptual framework variables, literature review had the strongest relationship with research depicting the strength and influence of literature review in Politics and Economic Sustainability research both of which remain strong variables to conceptual frame work.

There was little or no authors and institutional collaboration figures 7 and 8. Probably depicting the challenges and road blocks militating against Politics and Economic Sustainability research. However, collaboration was noticed at country level with United Kingdom and United states playing major role in synchronizing global research agenda especially in the context of Politics and Economic Sustainability research.

As a master plan, which a conceptual framework is, some questions are necessary in the context of Politics and Economic Sustainability research, and needs answers for

a good concept to be produced. The questions include but not limited to the following: what the researcher wants to do in the context of Politics and Economic Sustainability research? (24) Why he or she wants to do it (importance, target, objective, and spectrum of coverage in Politics and Economic Sustainability research)? How the researcher wants to achieve its objective (methods, participants, sampling and data analysis, interpretation of data), worldview of data (positive or interpretative, critical or pragmatic) paradigm (Politics and Economic Sustainability development research?) How will the report or publication of the findings be (a research paper, seminar paper, a conference paper, a book chapter, a book or thesis in the context of Politics and Economic Sustainability research?).

## **Conclusion**

The Conceptual framework is important in Politics and Economic Sustainability research, provision of the fundamental principle for setting up a standard for a scientific research, enhancement of consistency and comparability, generally accepted criteria and principles governing science disciplines are ascertained. such as Anatomy and Physiology research. The objective identifies the goals and purpose while the fundamental provides the how to achieve the Politics and Economic Sustainability research objectives.

## **References**

1. Palazuelos D, Ellis K, Im DD, Peckarsky M, Schwarz D, Farmer DB, Dhillon R, Johnson A, Orihuela C, Hackett J, Bazile J, Berman L, Ballard M, Panjabi R, Ternier R, Slavin S, Lee S, Selinsky S, Mitnick CD. 5-SPICE: the application of

- an original framework for community health worker program design, quality improvement and research agenda setting. *Glob Health Action*. 2013 Apr 3;6:19658.
2. Chun Tie Y, Birks M, Francis K. Grounded theory research: A design framework for novice researchers. *SAGE Open Med*. 2019 Jan 2;7:2050312118822927.
  3. Wachtel-Galor S, Benzie IFF. Herbal Medicine: An Introduction to Its History, Usage, Regulation, Current Trends, and Research Needs. In: Benzie IFF, Wachtel-Galor S, editors. *Herbal Medicine: Biomolecular and Clinical Aspects*. 2nd edition. Boca Raton (FL): CRC Press/Taylor & Francis; 2011. Chapter 1. Available from:
  4. Amanda C. Jozkowski (2017) Reason & Rigor: How Conceptual Frameworks Guide Research, 2nd Edition (2017), *Occupational Therapy In Health Care*, 31:4, 378-379,
  5. Miles, M. B., & Huberman, A. M. (1994). *Qualitative data analysis: An expanded source book* (2nd ed.). Newbury Park, CA: Sage.
  6. Carr-Lopez SM, Galal SM, Vyas D, Patel RA, Gnesa EH. The Utility of Concept Maps to Facilitate Higher-Level Learning in a Large Classroom Setting. *Am J Pharm Educ*. 2014 Nov 15;78(9):170.
  7. L Allen M, Schaleben-Boateng D, Davey CS, Hang M, Pergament S. Concept Mapping as an Approach to Facilitate Participatory Intervention Building. *Prog Community Health Partnersh*. 2015 Winter;9(4):599-608.
  8. Lynch EA, Mudge A, Knowles S, Kitson AL, Hunter SC, Harvey G. "There is nothing so practical as a good theory": a pragmatic guide for selecting theoretical approaches for implementation projects. *BMC Health Serv Res*. 2018 Nov 14;18(1):857.
  9. Maxwell L, Odukoya OK, Stone JA, Chui MA. Using a conflict conceptual framework to describe challenges to coordinated patient care from the physicians' and pharmacists' perspective. *Res Social Adm Pharm*. 2014 Nov-Dec;10(6):824-836.
  10. Strauss, A., & Corbin, J. (1990). *Basics of qualitative research: Grounded theory procedures and techniques*. Newbury Park, CA: Sage
  11. Sevinc A. Web of science: a unique method of cited reference searching. *J Natl Med Assoc*. 2004 Jul;96(7):980-3.
  12. Bramer WM, de Jonge GB, Rethlefsen ML, Mast F, Kleijnen J. A systematic approach to searching: an efficient and complete method to develop literature searches. *J Med Libr Assoc*. 2018 Oct;106(4):531-541.
  13. Chatterjee A, Ghosh A, Chakrabarti BK. Universality of Citation Distributions for Academic Institutions and Journals. *PLoS One*. 2016 Jan 11;11(1):e0146762. Erratum in: *PLoS One*. 2016;11(2):e0148863.



14. Goryakin Y, Lobstein T, James WP, Suhrcke M. The impact of economic, political and social globalization on overweight and obesity in the 56 low- and middle-income countries. *Soc Sci Med*. 2015 May;133:67-76. Epub 2015 Mar 14.
15. Nian S, Zhang J, Zhang H, Zhang J, Li D, Wu K, Chen X, Yang L. Two Sides of a Coin: A Crisis Response Perspective on Tourist Community Participation in a Post-Disaster Environment. *Int J Environ Res Public Health*. 2019 Jun 12;16(12):2073.
16. Al-Dabbagh ZS. Sustainable development and its role in containing crises: Corona virus pandemic crisis (COVID-19) in China as a model. *J Public Aff*. 2020 Aug 26:e2339. doi: 10.1002/pa.2339. Epub ahead of print.
17. Benatar SR, Gill S, Bakker I. Global health and the global economic crisis. *Am J Public Health*. 2011 Apr;101(4):646-53. Epub 2011 Feb 17.
18. Syed SB, Dadwal V, Rutter P, Storr J, Hightower JD, Gooden R, Carlet J, Bagheri Nejad S, Kelley ET, Donaldson L, Pittet D. Developed-developing country partnerships: benefits to developed countries? *Global Health*. 2012 Jun 18;8:17.
19. Felsenstein S, Herbert JA, McNamara PS, Hedrich CM. COVID-19: Immunology and treatment options. *Clin Immunol*. 2020 Jun;215:108448.. Epub 2020 Apr 27.
20. Novak, J. D. & A. J. Cañas, *The Theory Underlying Concept Maps and How to Construct and Use Them*, Technical Report IHMC CmapTools 2006-01 Rev 01-2008, Florida Institute for Human and Machine Cognition, 2008,
21. Schoonenboom J, Johnson RB. How to Construct a Mixed Methods Research Design. *Kolner Z Soz Sozpsychol*. 2017;69(Suppl 2):107-131. Epub 2017 Jul 5.
22. Mammen JR. Computer-Assisted Concept Mapping: Visual Aids for Knowledge Construct. *J Nurs Educ*. 2016 Jul 1;55(7):403-6.
23. Hung CH, Lin CY. Using concept mapping to evaluate knowledge structure in problem-based learning. *BMC Med Educ*. 2015 Nov 27;15:212.
24. Pan SY, Zhou SF, Gao SH, Yu ZL, Zhang SF, Tang MK, Sun JN, Ma DL, Han YF, Fong WF, Ko KM. New Perspectives on How to Discover Drugs from Herbal Medicines: CAM's Outstanding Contribution to Modern Therapeutics. *Evid Based Complement Alternat Med*. 2013;2013:627375. doi: 10.1155/2013/627375. Epub 2013 Mar 24.

Submit your papers for publication to Special Journal of Politics and Economic Sustainability [SJ-PES] online below <https://sjpols.spparenet.org/submit/> or by email attachment to us at [editorialoffice@spparenet.org](mailto:editorialoffice@spparenet.org)